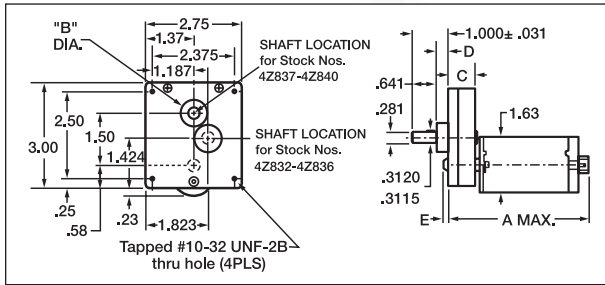


Stop by your nearest branch  
For great service...fast

**Dayton**



No. 4Z832



### 12VDC Permanent Magnet Parallel Shaft Gearmotors

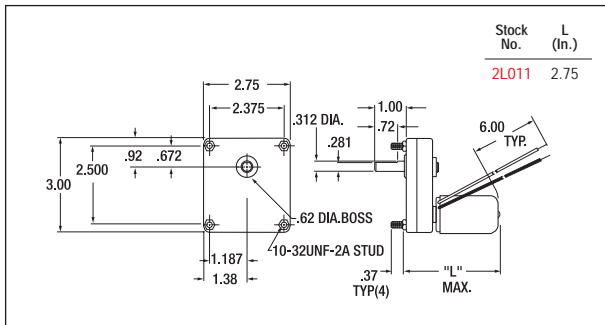
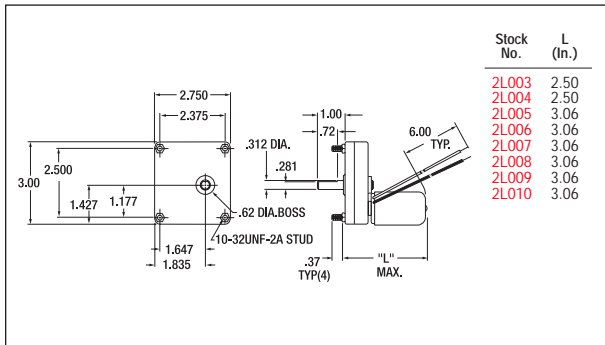
- Gearcase: Zinc die-cast
  - Lubrication: Grease filled
  - Gears: Spur
  - Bearings: Porous bronze sleeve on both case and motor
  - Mounting: All position
  - Rotation: Reversible
  - Thermal Protection: None
  - Brushes: Externally replaceable
  - Ambient: 40°C
- DAYTON 2-YEAR LIMITED WARRANTY  
Text of warranty available upon request.  
See "Manufacturers' Warranties" on page opposite inside back cover.

Stock No.	Dimensions (In.)				Stock No.	Dimensions (In.)					
	A	B	C	D		A	B	C	D	E	
4Z832	3.60	0.78	0.80	0.33	—	4Z837	4.60	0.78	0.80	0.33	—
4Z833	3.60	0.78	0.80	0.33	—	4Z838	3.95	0.60	0.54	0.19	0.13
4Z834	3.85	0.78	0.80	0.33	—	4Z839	4.33	0.60	0.54	0.19	0.13
4Z835	3.85	0.78	0.80	0.33	—	4Z840	4.33	0.60	0.54	0.19	0.13
4Z836	4.22	0.78	0.80	0.33	—						

Nom. F/L RPM	F/L Torque In.-Lbs.	Overhung Load Lbs.	Input HP	F/L Amps at 12VDC	Gear Ratio	Stock No.	Each	Shpg. Wt.
0.45	50	40	1/1200	0.30	2420:1	4Z832	\$57.30	1.5
1.5	25	40	1/1000	0.33	872:1	4Z833	57.30	1.5
3.4	30	40	1/400	0.60	580:1	4Z834	57.30	1.5
4.5	38	46	1/200	0.90	580:1	4Z835	57.30	1.6
9.0	35	46	1/120	1.1	268:1	4Z836	57.30	1.7
12	40	46	1/90	1.7	192:1	4Z837	57.30	1.9
17	16	13	1/160	1.1	135:1	4Z838	57.30	1.5
25	15	13	1/160	1.3	96:1	4Z839	57.30	1.7
50	10	13	1/90	1.6	45:1	4Z840	57.30	1.7

**Dayton**



### 12VDC Permanent Magnet Parallel Shaft Gearmotors

- Gearcase: Zinc die cast
  - Lubrication: Grease filled
  - Gears: Spur, Delrin, and steel
  - Bearings: Bronze sleeve on both case and motor
  - Mounting: All position
  - Rotation: Reversible
  - Thermal Protection: None
  - Ambient: 40°C
- DAYTON 2-YEAR LIMITED WARRANTY  
Text of warranty available upon request.  
See "Manufacturers' Warranties" on page opposite inside back cover.



No. 2L003



No. 2L011

Nominal F/L RPM	F/L Torque (In.-Lbs.)	Overhung Load (Lbs.)	Input HP	F/L Amps at 12VDC	Gear Ratio	Stock No.	Each	Shpg. Wt.
0.5	50	30	1/2800	0.10	7189:1	2L003	\$43.75	1.2
1.5	46	29	1/900	0.30	1636:1	2L004	43.75	1.1
3.4	44	28	1/425	0.50	1176:1	2L005	43.75	1.1
4.5	43	27	1/325	0.70	1217:1	2L006	40.60	1.2
8.8	41	26	1/175	1.0	524:1	2L007	40.60	1.1
12	40	24	1/125	1.3	603:1	2L008	40.60	1.2
17	30	21	1/125	1.4	394:1	2L009	36.20	1.1
25	20	18	1/125	1.3	270:1	2L010	36.20	1.1
50	10	15	1/125	1.1	146:1	2L011	36.20	1.1